



Metuchen Public Schools

Budget Hearing Presentation

2010-2011

Academic Year

March 31, 2010

Budget Preparation Timeline

- July/August 2009 - Budget Preparations begin.
- September/October 2009 - Teachers, principals, and supervisors prepared 2010/2011 school budget.
- November 2009 – The Superintendent directed staff to submit flat budget.
- November 2009 – The Superintendent and Business Administrator reviewed the submitted budgets.

Budget Preparation Timeline

- December 2009 – The Superintendent implemented an Austerity Spending Plan.
- January 2010 – The Superintendent and Business Administrator:
 - reviewed submitted budgets.
 - reduced school-based budgets.
 - transferred money out of Reserve Accounts.

Budget Preparation Timeline

- February 11, 2010 – State DOE reduced 2009-2010 State Aid by \$403,505.75.
- February 22, 2010 – BOE submitted waiver to restore \$181,000 from \$403,505.75 (Reserve Accounts/Surplus).
- The State DOE indicated on many occasions that districts should prepare for a “worst case” scenario of a 15% cut in State Aid.

Budget Preparation Timeline

- March 17, 2010 – the district was notified that we will receive an **89% cut** in Fund 10 State Aid.
- **2009-2010** – School District received \$1.7 million in State Aid.
- **2010-2011** – School District will receive virtually **NO** State Aid.

March 17th – March 23rd

- The Superintendent and Business Administrator conducted meetings with Central Office Administrators and Principals to determine how to deal with the district's catastrophic loss in state aid.

In conjunction with the Board of Education, the Superintendent and Business Administrator determined that one-time revenues and budget reductions could be found in the following areas:

| | |
|---|-----------|
| Transferring all remaining monies out of reserve accounts | \$200,000 |
| Not replacing positions of a retiring staff member | \$100,000 |
| Reductions in Personnel lines | \$250,000 |
| Switching custodial assignments to reduce overtime | \$43,000 |
| Reductions in athletic transportation and Freshman coaching positions | \$70,000 |
| Interest/arbitrage | \$200,000 |
| Employer FICA | \$10,000 |
| Sixth Period Stipends | \$25,000 |
| Clubs | \$50,000 |

and

Voluntary salary freezes for all
associations during the 2020-2011 school
year

\$525,000

TOTAL \$1,473,000

THE SCHOOL BUDGET INCLUDES:

FUND 10 – The General Fund - or Operating Fund

Provides for:

- support of programs and services.
- day-to-day operations.

2010-2011 Budget Appropriations

| | |
|----------------|---------------------|
| Fund 10 | \$30,328,193 |
|----------------|---------------------|

THE SCHOOL BUDGET INCLUDES:

FUND 20 – The Special Revenue Fund

- federal and restricted state aid.
- legally restricted for special purposes such as Special Education.
- No Child Left Behind monies.
- must be kept separate from general fund.

2010-2011 Budget Appropriations

Fund 20

\$944,551

THE SCHOOL BUDGET INCLUDES:

FUND 30 – The Capital Project Fund

- is used to account for capital projects.

2010-2011 Budget Appropriations

| | |
|----------------|---------------|
| Fund 30 | \$ -0- |
|----------------|---------------|

THE SCHOOL BUDGET INCLUDES:

FUND 40 – The Debt Service Fund

- accounts for money to be set aside to pay the interest and principal on long-term debt such as bond issues.

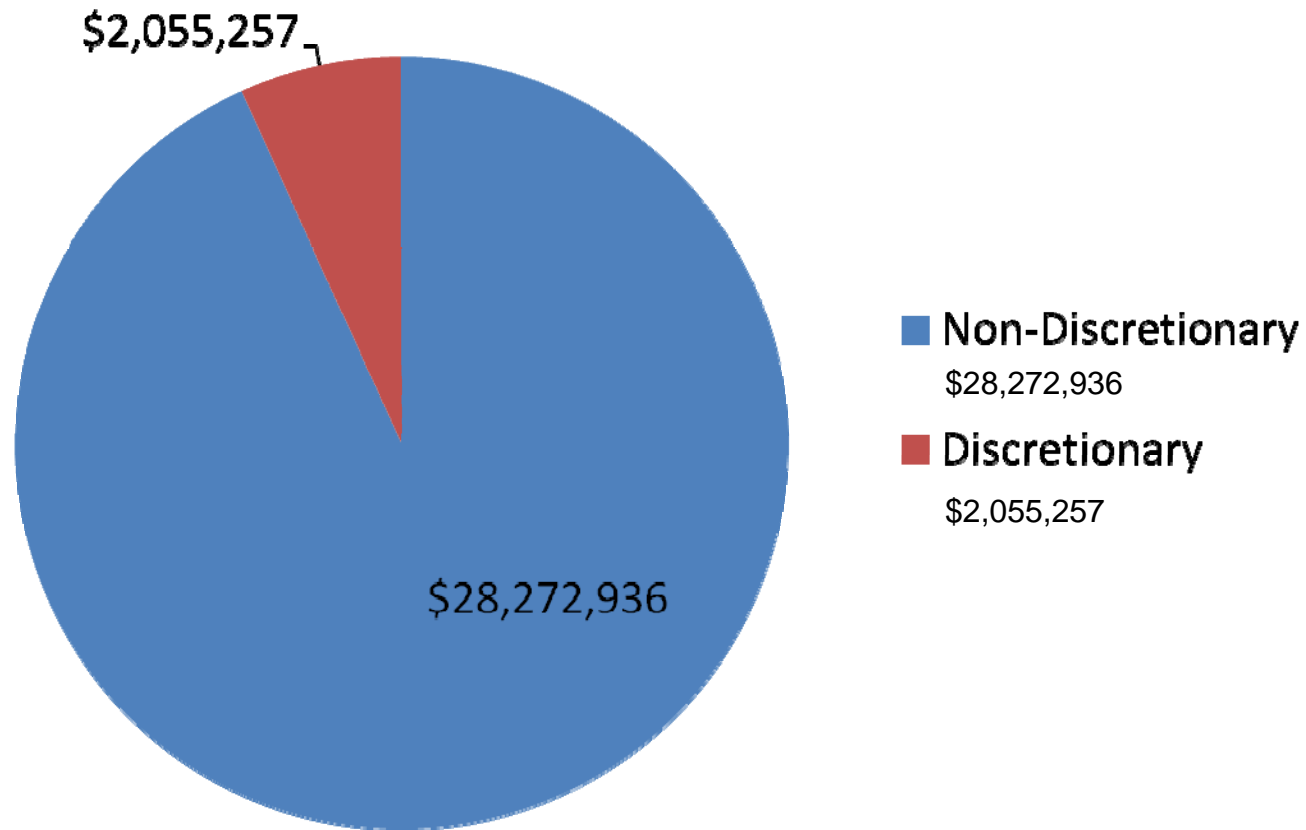
2010-2011 Budget Appropriations

| | |
|----------------|--------------------|
| Fund 40 | \$2,711,840 |
|----------------|--------------------|

Discretionary vs. Non-Discretionary Spending

| | | |
|----------------------------|--------------------|-----|
| Non - Discretionary | \$28,272,936 | 93% |
| Discretionary | <u>\$2,055,257</u> | 7% |
| Total | \$30,328,193 | |

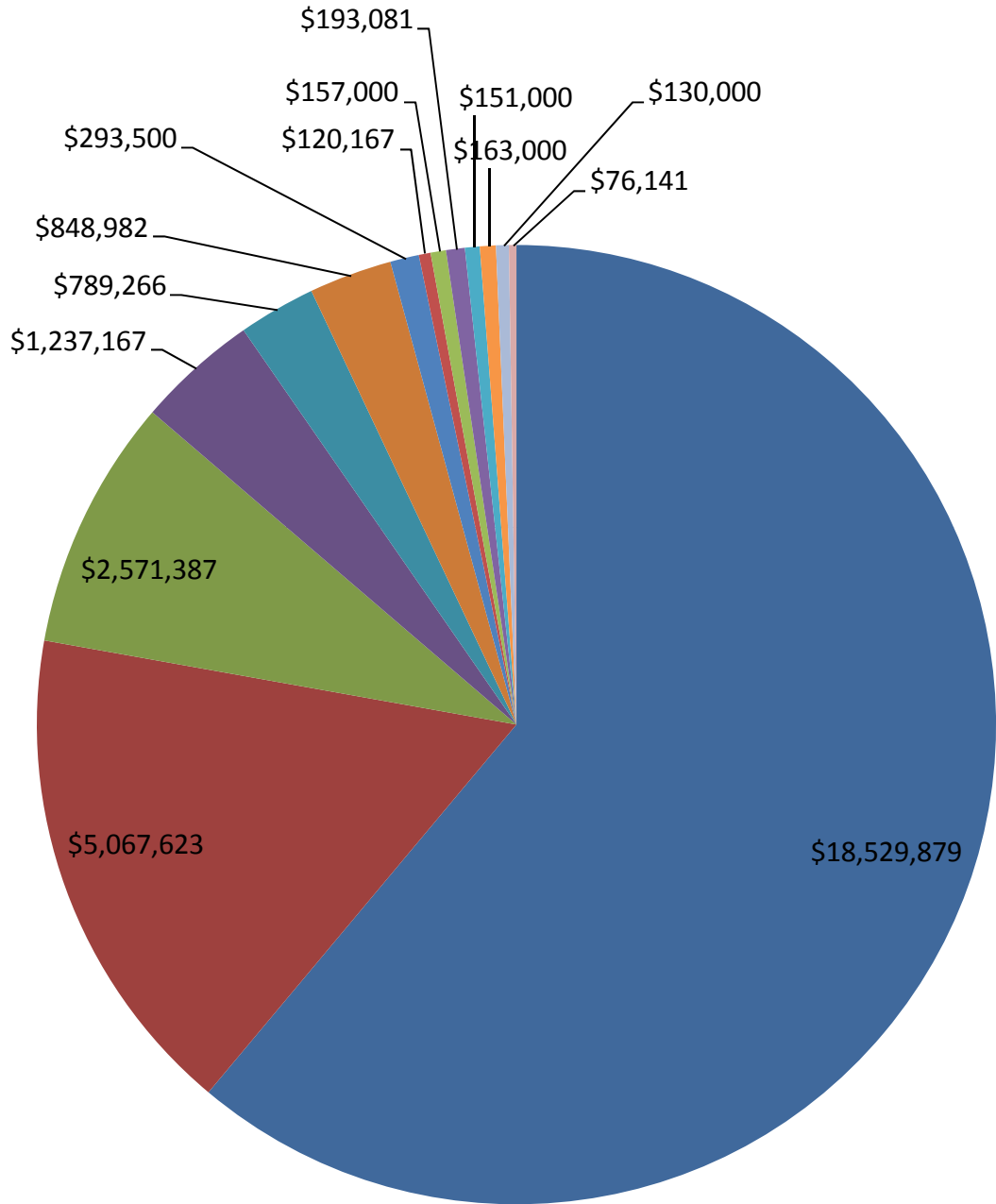
Discretionary vs. Non-Discretionary Spending



Summary of Appropriations

| | |
|---|----------------------|
| • Salaries | \$ 18,529,879 |
| • Employee Benefits | \$ 5,067,623 |
| • Out of District Special Education, OT, PT | \$ 2,571,387 |
| • Transportation | \$ 1,237,167 |
| • Instructional Supplies | \$ 789,266 |
| • Utilities | \$ 848,982 |
| • Contracted Services: Building , Equipment, Fields | \$ 293,500 |
| • Capital Facility Improvement | \$ 120,167 |
| • Supplies – Maintenance / Custodial | \$ 157,000 |
| • Insurance | \$ 193,081 |
| • Textbooks | \$ 151,000 |
| • Purchased Technical Services / Lease Purchase Equipment | \$ 163,000 |
| • Professional Services: Legal, Accounting, Architectural | \$ 130,000 |
| • Curriculum Development / FFPI | \$ 76,141 |
| TOTAL | \$ 30,328,193 |

Total Appropriations

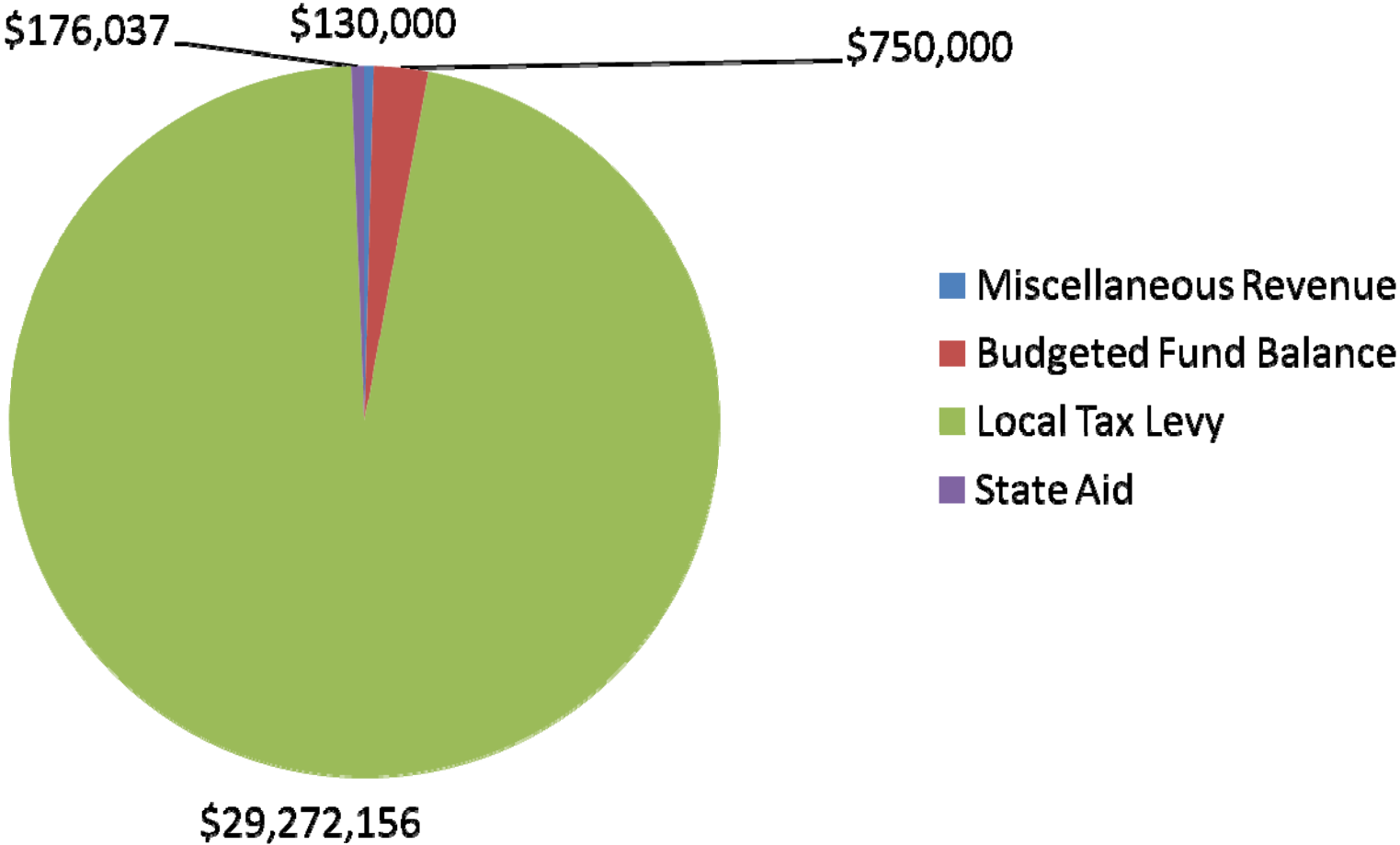


- Salaries
\$18,529,879
- Employee benefits
\$5,067,623
- Out of District Special Education, OT, PT
\$2,571,387
- Transportation
\$1,237,167
- Instructional Supplies
\$789,266
- Utilities
\$848,982
- Contracted Services Building Equipment Fields
\$293,500
- Capital Facility Improvements
\$120,167
- Supplies - Maintenance Custodial Supplies
\$157,000
- Insurance
\$193,081
- Textbooks
\$151,000
- Purchased Technical Services / Lease Purchase Equipment
\$163,000
- Professional Services Legal / Accounting / Architectural
\$130,000
- Curriculum Development / FFPI
\$76,141

Revenue

| | | |
|------------------------------|---------------|-------|
| Miscellaneous Revenue | \$ 130,000 | .4% |
| Budgeted Fund Balance | \$ 750,000 | 2.5% |
| Local Tax Levy | \$ 29,272,156 | 96.5% |
| State Aid | \$ 176,037 | .6% |
| Total | \$ 30,328,193 | 100% |

Revenue



The **community votes** only on
the Tax Levy portion of
Fund 10.

The Tax Levy for
the 2010 - 2011 school year is
\$29,272,156.

State Aid

| | |
|--------------------------------|------------------|
| Special Education Aid | \$131,907 |
| Equalization Aid | \$ 44,130 |
| Extraordinary Aid | \$ 0 |
| Categorical Transportation Aid | \$ 0 |
| Categorical Security Aid | \$ 0 |
| Adjustment Aid | \$ 0 |
| Total 2010/11 Aid | \$176,037 |

State Aid 2010-2011

| | |
|--|-------------|
| Fund 10 | \$176,037 |
| Amount we are required to budget due to the 2004 referendum | (\$121,167) |
| Reduction in debt service aid – Fund 40 | (\$47,025) |
| Net State Aid - 2010-2011 | \$7,845 |

TAX IMPACT – Fund 10

Increase in taxes for operating expenses only

Excludes debt service on bonds

| | |
|--|---------------|
| Metuchen Ratables | \$974,147,309 |
| School Tax Levy | \$29,272,156 |
| School Tax Rate per hundred (=29,272,156 / 974,147,309 * 100) | \$3.00 |
| School taxes on a house assessed at \$186,600 (=18.66 * 3.0049 * 100) | \$5,607 |
| School tax increase on a house assessed at \$186,600 (5,607 – 5,390) | \$217 |
| Percent increase | 4.0% |

TAX IMPACT – Fund 10 and Fund 40

Increase in total school taxes per household

| | |
|---|---------------|
| Metuchen Ratables | \$974,147,309 |
| School Tax Levy | \$31,721,615 |
| School Tax Rate per hundred (=31,721,615 / 974,147,309 * 100) | \$3.26 |
| School taxes on a house assessed at \$186,600 (=18.66 * 3.26 * 100) | \$6,076 |
| School tax increase on a house assessed at \$186,600 (6076 – 5,851) | \$225 |
| Percent increase | 3.85% |

Surplus Analysis

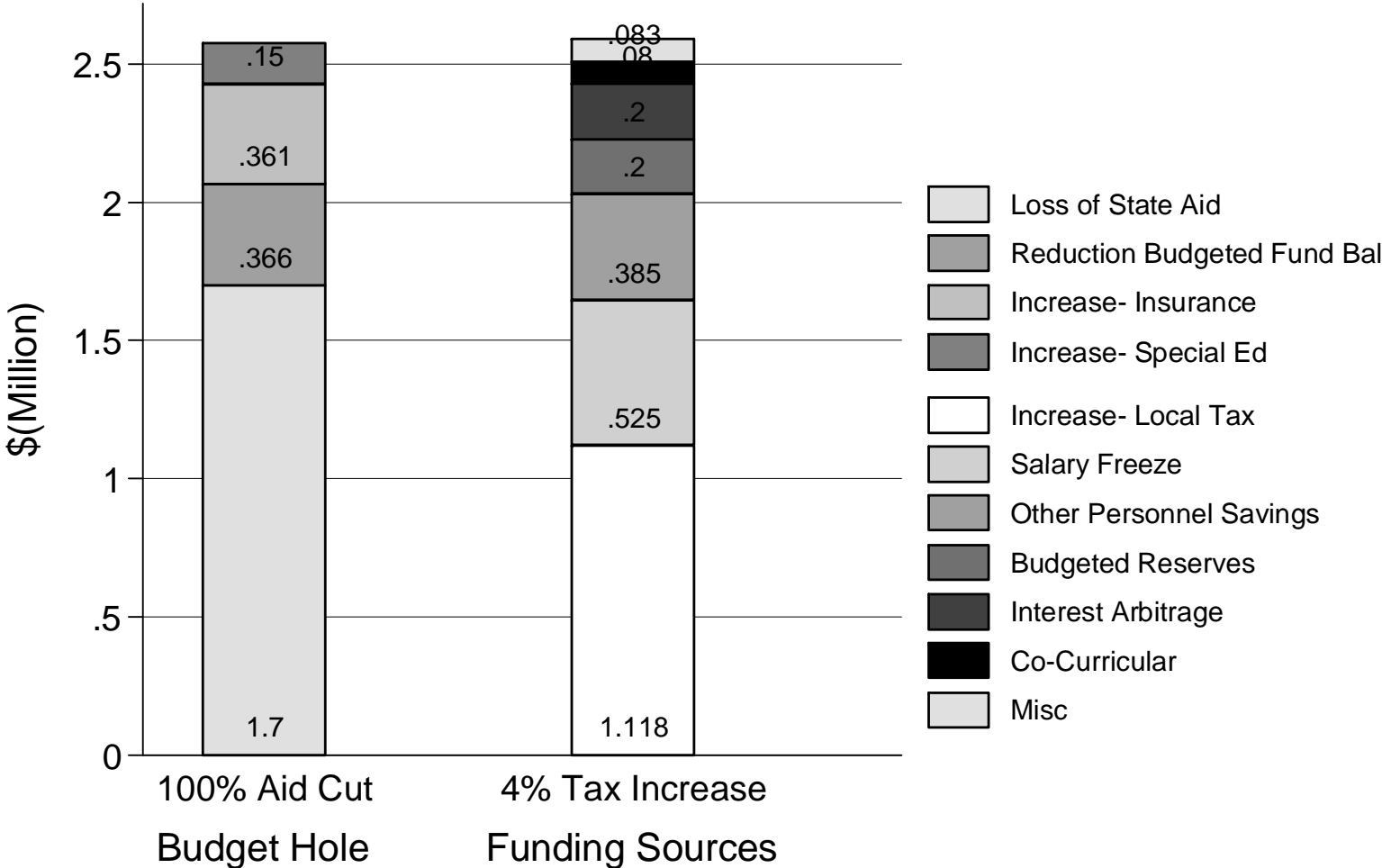
| | <u>Amount</u> |
|--|-----------------------------|
| • Actual 06/30/2001 | \$ 9,559 |
| • Actual 06/30/2002 | \$ 307,698 |
| • Actual 06/30/2003 | \$ 620,187 |
| • Actual 06/30/2004 | \$ 677,110 |
| • Actual 06/30/2005* | \$ 529,032 |
| • Actual 06/30/2006* | \$ 579,938 |
| • Actual 06/30/2007* | \$ 574,858 |
| • Actual 06/30/2008 | \$ 597,677 |
| • Actual 6/30/09* | \$ 614,899 |
| • Estimated | \$ 606,563 |
| | |
| <i>Proposed Budget 2010 – 2011</i> | <i>\$ 30,328,193</i> |
| <i>Surplus as a % of our budget</i> | <i>2 %</i> |

*State Law requires maximum surplus to be no more than 2% of school's operating budget.

Surplus Used for Tax Relief

| | |
|---------------------------|------------------|
| <i>2004 – 2005</i> | \$ 39,702 |
| <i>2005 – 2006</i> | \$475,888 |
| <i>2006 – 2007</i> | \$312,374 |
| <i>2007 – 2008</i> | \$485,939 |
| <i>2008 – 2009</i> | \$352,477 |
| <i>2009 – 2010</i> | \$665,613 |
| <i>2010 – 2011</i> | \$750,000 |

2010-2011 Budget Gap



District Accomplishments

Moss School . . .

- has a fully operational PC Lab for the students to learn keyboarding and phonemics via differentiated software programs



Moss School . . .



Science

- **students study the life cycle of the butterfly by raising and releasing real butterflies**

Moss School . . .

- **Moss School students collected money for the children of the Haiti earthquake and had a food drive for the First Presbyterian Church food pantry**
- **As part of the district's Green Goal Moss School sends all correspondence from the principal's office and classrooms by broadcast email. This year Moss report cards went digital.**

Campbell School

- offers weekly in-class enrichment activities at all grade levels
- has an all-day “Math Carnival” each spring
- Participate in Read Across America, and the annual science fair



Campbell School . . .

- has been using the Virtual Classroom tools, originally received through an MEF grant, to schedule video conferences with schools in other countries.
- has high enrollments in band, orchestra and chorus
- A third grade class joins Moss School students to present at Moss School a musical program based on *Carnival of the Animals*, by Camille Saint Saens

Edgar Middle School

- **is involved in exploring Formative Assessment through Professional Learning Communities. Through on-going and regular assessments of student content mastery, teachers can re-focus learning goals and adjust lesson design to increase student learning outcomes.**



Edgar Middle School . . .

- **students and teachers participated in approximately virtual field trips thanks to a very generous and sizable Metuchen Education Foundation grant. Some of these trips include the Johnson Space Center in Texas, the Paley Center for Media in New York, and Read Across the Atlantic.**



Edgar Middle School . . .

- **ICE-5 enrichment program students visited MeTV studio to present and film original news broadcasts which were aired on local cable television. The Cycle 1 ICE-5 class received a Jersey Access Group 2009 award for best documentary about the Inca Civilization.**
- **Thirty EMS students placed second in the Second Annual Science Bowl at St. Joseph High School in March.**

Edgar Middle School . . .

- A seventh grade student was accepted to the Region 2 Central New Jersey Orchestra as an oboe player and another seventh grade student was selected to the 2010 New Jersey Junior High Honor Choir.
- The 5th and 6th grade Winter Concert featured a cooperative project with the art department that included an iMovie display of students' artwork commemorating the 40th anniversary of Eric Carle's *The Very Hungry Caterpillar*.

Metuchen High School

- **regularly participates in the Advanced Placement (AP) Testing Program. In 2009, 80 students took 140 tests; over 88% of all scores were 3/4/5 and nearly 52% of all tests were 4/5.**
- **HSPA scores are always among the highest in the County. The 2009 Grade 11 HSPA results (Class of 2010) 99.3% passed Language Arts Literacy and 94.8% passed Mathematics.**
- **The Class of 2010 has fifteen Edward J. Bloustein Scholarship recipients.**



Metuchen High School . . .

- **The majority of MHS students participate in co-curricular activities (school organizations, clubs and sports teams). The total duplicated count for all co-curricular activities is 1,955. The total student population of MHS in 2009/2010 is 608. The duplicated count for the twenty interscholastic sports is 680; the count for school organizations is 819; the count for school clubs is 456.**

Metuchen High School . . .

- **Twelve of the 2009-2010 fall and winter varsity sports teams qualified for the NJSIAA Tournament during their respective seasons. Both the 2009-2010 boys and girls winter track teams were Blue Division Champions. The boys winter track won NJSIAA Central Jersey Group I State Sectional Championship.**
- **The girls basketball team went to the state quarter finals and the boys basketball team went to the state semifinals.**

Curriculum Budget

- **Curriculum Review & Revision**
 - Plan for adopting new core curriculum content standards
 - Continuation of Good to Great Instruction Initiatives
- **Professional Development**
 - Designing UbD lesson Units
 - Using data from formative assessment for designing further instruction
 - Supervisor and principal training for establishing Professional Learning Communities (PLCs) at Campbell and Metuchen High School. Edgar Middle School's PLC has been in place for three years.

Budget Efficiencies

- Participation in an energy audit 75% funded through the Board of Public Utilities
- Cooperative purchasing with other school districts
- Natural gas and electricity consortia with other high volume users
- Gasoline purchases through the borough
- Opting out of state health plan
- Transportation jointures with other school districts
- Participation with the Middlesex County Regional Educational Services Commission for mandated services to non-public schools, transportation jointures, and out-of-district special education placements.
- Implementation of an austerity spending plan.

Superintendent's Budget Advisory Committee

On May 1, 2010, the Superintendent will begin work with a newly formed Superintendent's Budget Advisory Committee. Participants will come from the Board, the Central office Administration, the district Associations, PTO/PT Council and community volunteers. Please contact the Board Office if you would like to participate.

The 2010 School Board Election

Tuesday, April 20, 2010

Please Vote

Polls are open from
2:00 p.m. to 9:00 p.m.